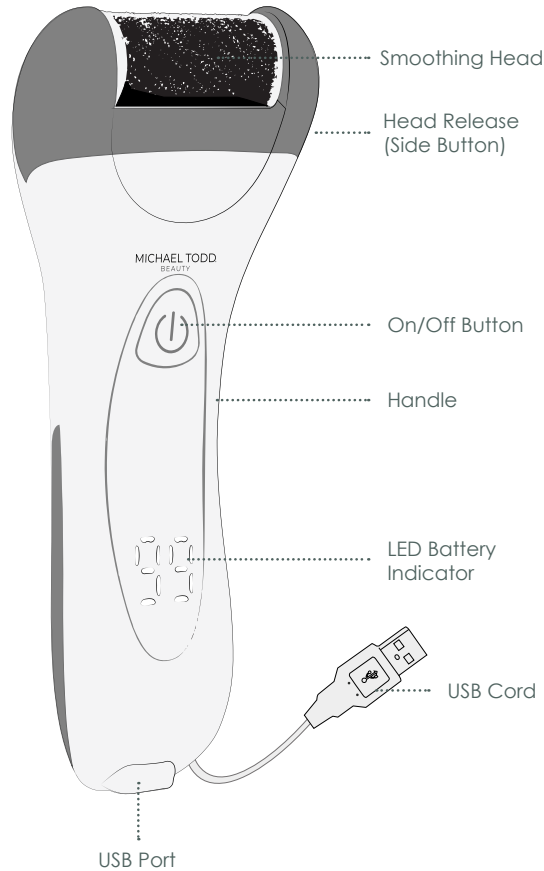
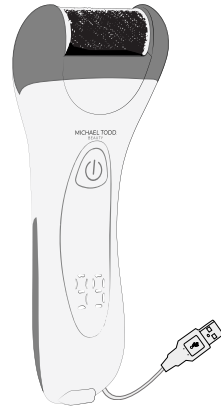




INTRODUCING Pedimax Expert Pedicure Smoothing Device



Charging Pedimax



1. Attach the included USB Cord to Pedimax and plug the opposite end into a wall adapter or computer USB charging port. The connection may be tight the first couple of times that you connect Pedimax to the USB Cord. It will loosen after 2-3 uses.
2. Charge the Pedimax for 6-7 hours before your first use. The Pedimax will run for up to 45 minutes before needing a charge. Light will change to green when fully charged. The Pedimax should be powered OFF for charging. Do not charge the Pedimax for more than 24 continuous hours.

Changing Heads

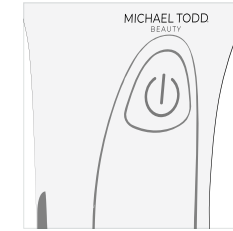


1. Make sure that the unit is powered OFF before switching the Smoothing Heads.
2. To remove a Smoothing Head, press the Release side Button with one hand while lifting the Smoothing Head away from the top of the Pedimax.
3. To attach a Smoothing Head, gently press the Smoothing Head into Pedimax until it snaps into place.

STEP BY STEP Pedimax



Fine Smoothing Head



Medium Smoothing Head



Coarse Smoothing Head

See cautions and warnings before using.

1. Cleanse the skin on the feet and pat dry. Dryer skin will get a better exfoliating treatment.
2. Attach the Coarse File Smoothing Head. This Treatment Head removes the bulk of dead, dull and callused skin on the feet.
3. Power on your Pedimax by pressing the ON/OFF button. Move in upward direction and make gentle contact with the areas you wish to smooth. Rock Pedimax gently back and forth and side to side over hardened callused areas of skin for 3 seconds. Pause and check smoothness result. Continue to use this method until satisfied with smoothness. **Warning: DO NOT use on skin from more than 2-3 seconds at a time. Stop using if skin becomes inflamed.**
4. With Pedimax powered OFF, remove the Coarse File Smoothing Head and attach the Medium File Smoothing Head. Follow directions above for #3. Repeat for Fine Head.

Expert Advice Pedimax

1. What's the best after treatment to maintain my skin's smoothness? Rinse away excess dead skin or remove with a towel and apply a moisture-rich hydrator to seal in skin-smoothing benefits.

2. Can I use the Pedimax on other parts of my body?

No! Pedimax is specifically designed for use on callused areas of the feet only.

3. How often should I use the Pedimax? The Pedimax is ideal to use every 1-2 weeks. Check your skin for rough or callused areas before using.

4. What is the best way to clean the Pedimax Heads? The Pedimax Heads are water resistant. After a treatment you may detach the Smoothing Heads from the Pedimax and rinse clean. Allow Smoothing Heads to dry before attaching to Pedimax.

WARNINGS & WARRANTY

1. Pedimax is to be used on uncompromised areas on the feet. Avoid use in treatment areas where any of the following is present; any area with a sore or ulcer present, that was recently treated with chemical peels or lasers, over raised areas of skin such as lesions, moles, growths and skin tags. Avoid treatment areas where cancer is present or suspected to be present. DO NOT use over compromised skin. Compromised skin may include but is not limited to burns, areas of healing, blisters, Psoriasis, abrasions, cuts and sores.
2. Pedimax is specifically designed for use on the feet. DO NOT use on other areas of the body.
3. After an exfoliation treatment it is normal to feel a slight tingling sensation. This sensation usually subsides after an hour or two. If you feel any burning, irritation or uncomfortable sensation, discontinue use and consult a physician.
4. If you have any medical concerns about using Pedimax, please consult your doctor before use.
5. Pedimax is not to be used on children. Children should not play with the device.
6. If any of the components are damaged (Pedimax Device Handle, Smoothing Heads, USB Cord), DO NOT use. DO NOT attempt to open or services components. Email Michael Todd Beauty customer services at customerservice@michaeltoddbeauty.com.
7. DO NOT share Smoothing Heads for sanitary reasons.
8. Pedimax is intended only for use described in the Operating Manual. Email Michael Todd Beauty at customerservice@michaeltoddbeauty.com with any questions.
9. DO NOT use or store Pedimax anywhere that it can fall or be dropped into water. If the Pedimax Device Handle, USB Cord falls into water, DO NOT reach for it as electrocution may occur. IMMEDIATELY, unplug from the wall. Before charging always check to make sure all components are free from water.
10. Only use the supplied USB Cord to charge your Pedimax Device Handle.

WARNINGS & WARRANTY

Disclaimer: Users of Pedimax do so at their own risk. Neither Michael Todd Beauty nor any retailer partners assume any liability or responsibility for injuries or damages, physical or otherwise, resulting directly or indirectly from using Pedimax This Simple Quick Start Guide may be changed at any time by Michael Todd Beauty. Michael Todd Beauty reserves the right to make changes to this manual without obligation to notify any person of such changes or revisions. The complete Operating Manual is available online at www.pedimaxmanual.com.

REGISTRATION REQUIREMENT.

YOU MUST REGISTER YOUR PRODUCT WITHIN 90 DAYS OF PURCHASE IN ORDER TO OBTAIN THE WARRANTY. GO ONLINE TO WWW.WARRANTYMICHAELTODDBEAUTY.COM AND COMPLETE THE INFORMATION REQUIRED FOR REGISTRATION.

WARRANTY LIMITATIONS.

TO THE EXTENT PERMITTED BY LAW, THIS WARRANTY AND THE REMEDIES SET FORTH ARE EXCLUSIVE AND IN PLACE OF ALL OTHER WARRANTIES, REMEDIES AND CONDITIONS, WHETHER ORAL OR WRITTEN, STATUTORY, EXPRESS OR IMPLIED. MICHAEL TODD BEAUTY ("MICHAEL TODD") DISCLAIMS ALL STATUTORY AND IMPLIED WARRANTIES, INCLUDING WITHOUT LIMITATION WARRANTIES OF MERCHANTABILITY AND FITNESS FOR A PARTICULAR PURPOSE AND WARRANTIES AGAINST HIDDEN OR LATENT DEFECTS TO THE EXTENT PERMITTED BY LAW. IN ALL EVENTS, MICHAEL TODD LIMITS THE DURATION AND REMEDIES OF SUCH WARRANTIES TO THE DURATION OF THIS EXPRESS WARRANTY AND AT MICHAEL TODD'S OPTION THE REPAIR OR REPLACEMENT SERVICES DESCRIBED BELOW.

LIMITATION OF LIABILITY.

EXCEPT AS PROVIDED IN THIS WARRANTY AND TO THE MAXIMUM EXTENT PERMITTED BY LAW, MICHAEL TODD IS NOT RESPONSIBLE FOR DIRECT, SPECIAL, INCIDENTAL OR CONSEQUENTIAL DAMAGES RESULTING FROM ANY BREACH OF WARRANTY OR CONDITION, OR UNDER ANY OTHER LEGAL THEORY, INCLUDING BUT NOT LIMITED TO LOSS OF USE; LOSS OF REVENUE; LOSS OF BUSINESS; LOSS OF OPPORTUNITY; LOSS OF GOODWILL; LOSS OF REPUTATION; OR ANY INDIRECT OR CONSEQUENTIAL LOSS OR DAMAGE HOWSOEVER CAUSED INCLUDING THE REPLACEMENT OF EQUIPMENT AND PROPERTY. THE FOREGOING LIMITATION SHALL NOT APPLY TO DEATH OR PERSONAL INJURY CLAIMS, OR ANY STATUTORY LIABILITY FOR INTENTIONAL AND GROSS NEGLIGENT ACTS AND/OR OMISSIONS.

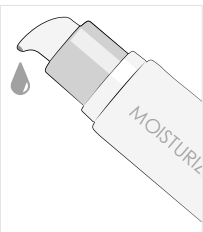
WHAT IS COVERED BY THIS WARRANTY.

MICHAEL TODD warrants this product against defects in materials and workmanship when used normally in accordance with MICHAEL TODD'S guidelines (including technical specifications, user manuals and service communications) for a period of THREE (3) YEARS from the date of original retail purchase ("Warranty Period"). This warranty applies only to a purchase of the Product in the United States or Canada from MICHAEL TODD or an authorized reseller, is valid for the original end user of the Product only and cannot be transferred under any circumstances.

NEED MORE INFO?

The entire operating manual including safety, care and warranty information is available at www.pedimaxmanual.com
Contact customer service at 772-800-7654 or customerservice@michaeltoddbeauty.com

© 2021 MICHAEL TODD BEAUTY LP. All rights reserved.



1-2
Weeks

